



**94% OF HEAD START (HS) CHILDREN WERE ASSESSED AS SCHOOL READY**



**79% EARLY HEAD START (EHS) CHILDREN IN A HOME BASED OPTION SCORED AT OR ABOVE AGE LEVEL BENCHMARKS**



**100% OF EARLY HEAD START CHILDREN IN A CENTER BASED OPTION SCORED AT OR ABOVE AGE LEVEL BENCHMARKS**

# RURAL UTAH CHILD DEVELOPMENT



## School Readiness

Rural Utah Child Development (RUCD) provides caring and consistent education services, offering developmentally appropriate activities and providing high-quality teaching in literacy, mathematics, reasoning, problem-solving, and self-confidence. Our teaching and home visiting staff are qualified and dedicated to the RUCD mission of empowerment. They use data to inform each child's progress to ensure readiness for kindergarten and a positive relationship with each

school district. RUCD has a school readiness committee that reviews and updates the RUCD school readiness goals yearly to align with the expectations of receiving schools. School readiness data is shared with stakeholders, including parents, board members, and Policy Council.

## Health

RUCD prioritizes the health of children as part of our comprehensive approach to school readiness.

94% of enrolled children received a medical exam.

94% of enrolled children received a dental exam.



RUCD serves an estimated 32% of eligible children in the six counties of Carbon, Emery, Grand, San Juan, Sevier and Uintah.

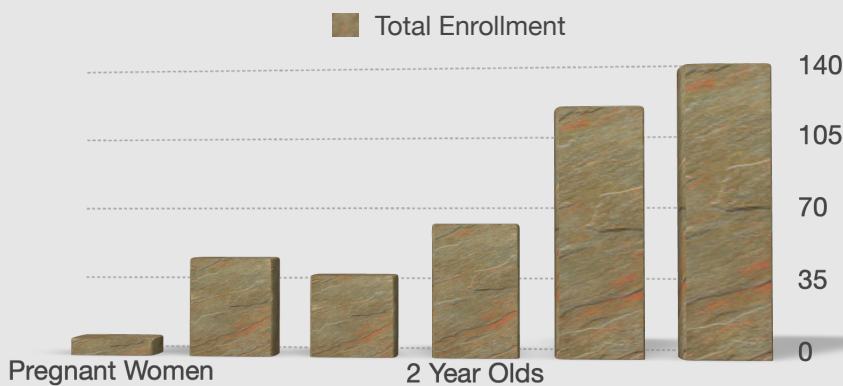
One hundred percent of enrolled families received education on preventative medical and oral health and nutrition to promote family outcomes during the 2023-2024 program term through parent engagement activities, resources, referrals, and community partnerships. Staff and parents coordinate to plan monthly activities to encourage parent involvement, build age-appropriate skills, and increase school readiness. Additionally, parents were given the opportunity to be featured as a Celebrity Chef in their child's Head Start classroom, where they and their child assisted the cook in preparing a meal for the class. Twenty-nine (29) parents were elected into the Policy Council.

## Parent Engagement

Head Start and Early Head Start Enrollment % by Month




Enrollment By Age




One hundred twenty-nine (129) Head Start and sixty-two (62) Early Head Start father/father figures engaged in their child's development experiences, including home visits, parent-teacher conferences, family engagement activities, and socializations.

Fiscal Year 23 Expenditures



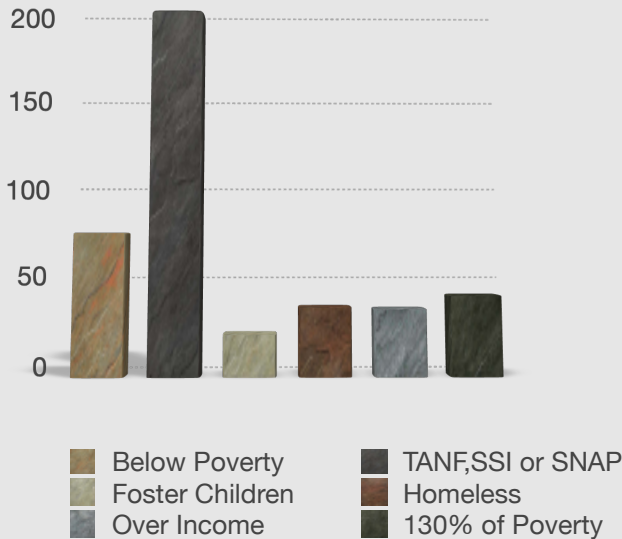
- Personnel
- Fringe
- Travel
- Equipment
- Supplies
- Contractual
- Other

Fiscal Year 24 Budget



- Personnel
- Fringe
- Travel
- Equipment
- Supplies
- Contractual
- Other

Enrollment by Eligibility



- Below Poverty
- TANF, SSI or SNAP
- Foster Children
- Homeless
- Over Income
- 130% of Poverty

**REVENUES**

Federal Grant:	\$5,308,595
USDA	\$154,354
Other:	\$282,983



*An independent audit was completed by Keddington & Christensen for Fiscal Year 23 with no findings. An FA 2 review was completed with one non-compliance in obtaining timely health and oral health status determinations. This finding was corrected within the applicable time period by enhancing data tracking systems and strengthening monitoring protocols.*

## Cover Page

The Rural Utah Child Development annual report is made available to the public by posting to the program's website, emailing PDF's or sending printed copies to community partners and members of public office in Utah.