



**93% OF HEAD START
(HS) CHILDREN
SCORED AT OR
ABOVE AGE LEVEL
BENCHMARKS**



**72% EARLY HEAD START
(EHS) CHILDREN IN A
HOME BASED OPTION
SCORED AT OR ABOVE AGE
LEVEL BENCHMARKS**



**92% OF EARLY HEAD START
CHILDREN IN A CENTER
BASED OPTION SCORED AT
OR ABOVE AGE LEVEL
BENCHMARKS**

RURAL UTAH CHILD DEVELOPMENT



School Readiness

Rural Utah Child Development (RUCD) provides caring and consistent education services, offering developmentally appropriate activities and providing high-quality teaching in literacy, mathematics, reasoning, problem-solving, and self-confidence. Our teaching and home visiting staff are qualified and dedicated to the RUCD mission of empowerment. They use data to inform each child's progress to ensure readiness for kindergarten and a positive relationship with each

school district. RUCD has a school readiness committee that reviews and updates the RUCD school readiness goals yearly to align with the expectations of receiving schools. School readiness data is shared with stakeholders, including parents, board members, and Policy Council.

Health

85% of Head Start children and 75% of Early Head start children received a medical exam.

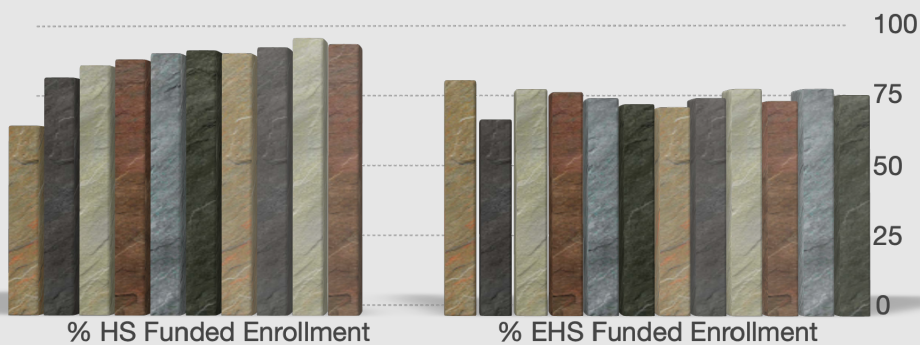
85% of Head Start children and 65% of Early Head Start children received a dental exam.



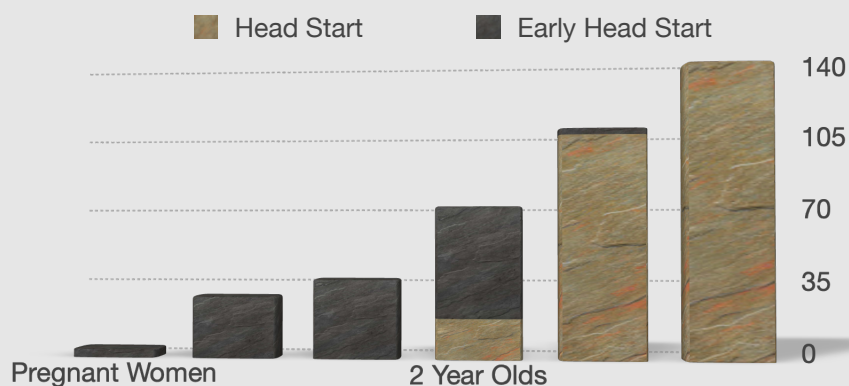
RUCD serves an estimated 32% of eligible children in the six counties of Carbon, Emery, Grand, San Juan, Sevier and Uintah.

339/356 enrolled families received at least one program service to promote family outcomes during the 2022-2023 program term. 150/246 Head Start families received five (5) of the seventeen (17) program services to promote family outcomes. One hundred nineteen (119) Head Start and fifty-nine (59) Early Head Start father/father figures engaged in their child's development experiences, including home visits, parent-teacher conferences, family engagement activities, and socializations during the 2022-2023 program term. On average, eighty-three (83) adult family members participated in monthly family engagement activities in center-based classrooms. Staff and parents coordinate to plan monthly activities to encourage parent involvement, build age-appropriate skills, and increase school readiness.

Head Start and Early Head Start Enrollment by Month



Enrollment By Age




Parent Engagement



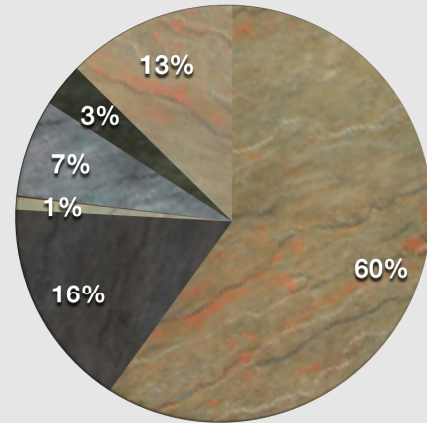
One hundred seventy-three (173) parent/guardians registered for ReadyRosie, a research-based parenting curriculum that demonstrates fun, easy activities that families can do to strengthen bonds and build on classroom learning.

Fiscal Year 23 Expenditures



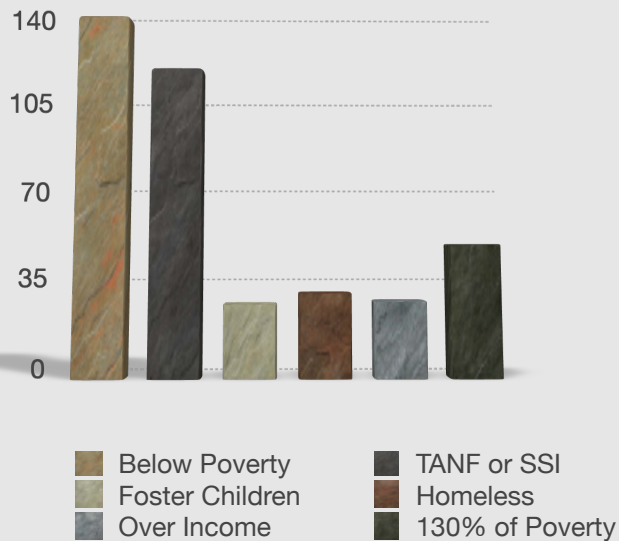
Personnel Fringe Travel Equipment
 Supplies Contractual Other

Fiscal Year 24 Budget



Personnel Fringe Travel Equipment
 Supplies Contractual Other

Enrollment by Eligibility



Below Poverty TANF or SSI
 Foster Children Homeless
 Over Income 130% of Poverty

REVENUES

Federal Grant:	\$5,253,891
USDA	\$137,458
Other:	\$247,005



An independent audit was completed by Keddington & Christensen for Fiscal Year 23 with no findings. An FA 1 review was completed with one area of concern regarding teacher qualifications in Early Head Start that was corrected within the applicable time period.